



US00D587330S

(12) **United States Design Patent**  
**Ruggeri**

(10) **Patent No.:** **US D587,330 S**

(45) **Date of Patent:** **\*\* Feb. 24, 2009**

(54) **GOLF CLUB SUPPORT**

D458,660 S \* 6/2002 Stealey ..... D21/796  
D520,098 S \* 5/2006 LeMoine ..... D21/796

(76) Inventor: **George J. Ruggeri**, 74 Clinton St.,  
Malverne, NY (US) 11565

\* cited by examiner

(\*\*) Term: **14 Years**

*Primary Examiner*—Mitchell I Siegel  
(74) *Attorney, Agent, or Firm*—Tiajolloff and Kelly

(21) Appl. No.: **29/294,542**

(57) **CLAIM**

(22) Filed: **Jan. 16, 2008**

The ornamental design for a golf club support, as shown and described.

(51) **LOC (9) Cl.** ..... **21-02**

(52) **U.S. Cl.** ..... **D21/796**

(58) **Field of Classification Search** ..... D21/789,  
D21/79, 756-757; 473/282, 316-323  
See application file for complete search history.

**DESCRIPTION**

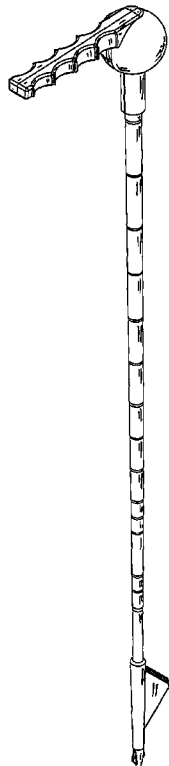
FIG. 1 is a front view of the golf club support;  
FIG. 2 is a rear view thereof;  
FIG. 3 is a right hand side view thereof;  
FIG. 4 is a left hand side view thereof;  
FIG. 5 is a front perspective view thereof;  
FIG. 6 is a top view thereof;  
FIG. 7 is a bottom view thereof;  
FIG. 8 is an enlarged left hand side view of the upper portion of the golf club support;  
FIG. 9 is an enlarged left hand side view of the lower portion of the golf club support;  
FIG. 10 is a right hand side view of FIG. 9;  
FIG. 11 is a front view of FIG. 9; and,  
FIG. 12 is a back view of FIG. 9.

(56) **References Cited**

U.S. PATENT DOCUMENTS

1,443,230	A	1/1923	Lockett	
2,091,298	A	8/1937	Agnew	
2,109,727	A	3/1938	Klein	
2,564,318	A	8/1951	Wick	
2,593,783	A	4/1952	Mitchell	
3,966,051	A	6/1976	Hollister et al.	
4,940,201	A	7/1990	Kurth	
5,080,239	A	1/1992	Rowland	
5,127,530	A	7/1992	Ortuno	
5,417,334	A	5/1995	Wu	
5,467,980	A	11/1995	Weisentein	
5,597,363	A	1/1997	Leote	
D401,295	S *	11/1998	Young	..... D21/796
5,873,471	A	2/1999	Ruggeri	

**1 Claim, 12 Drawing Sheets**



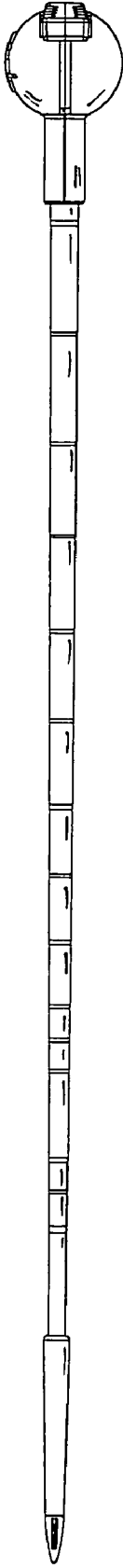


FIG. 1

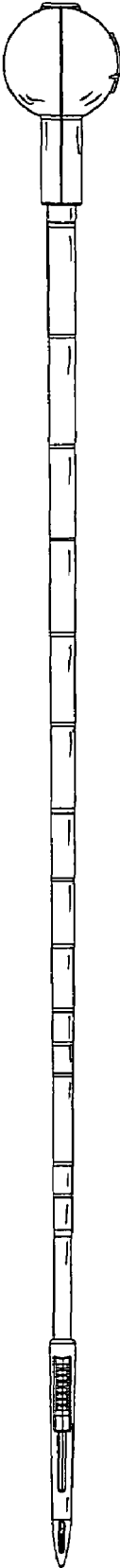


FIG. 2

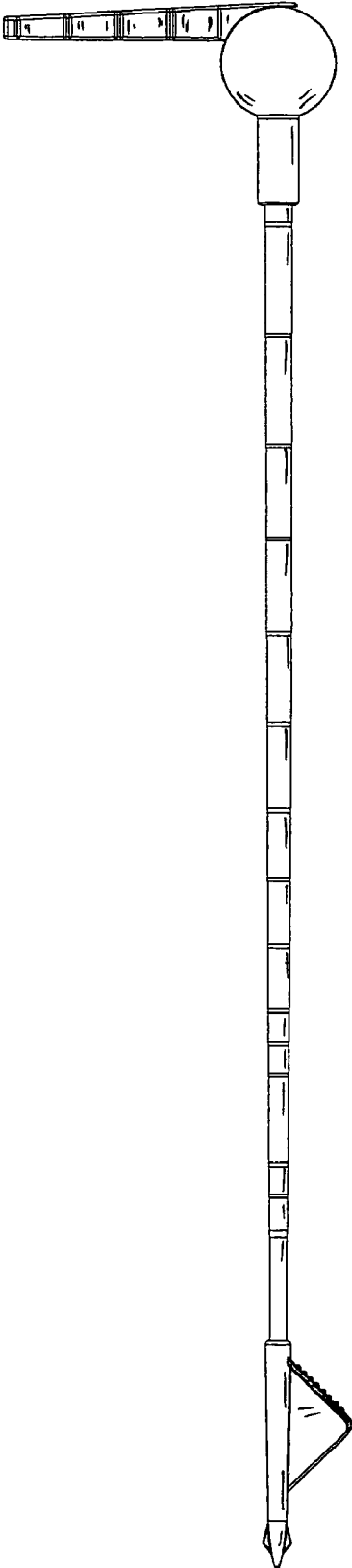


FIG. 3

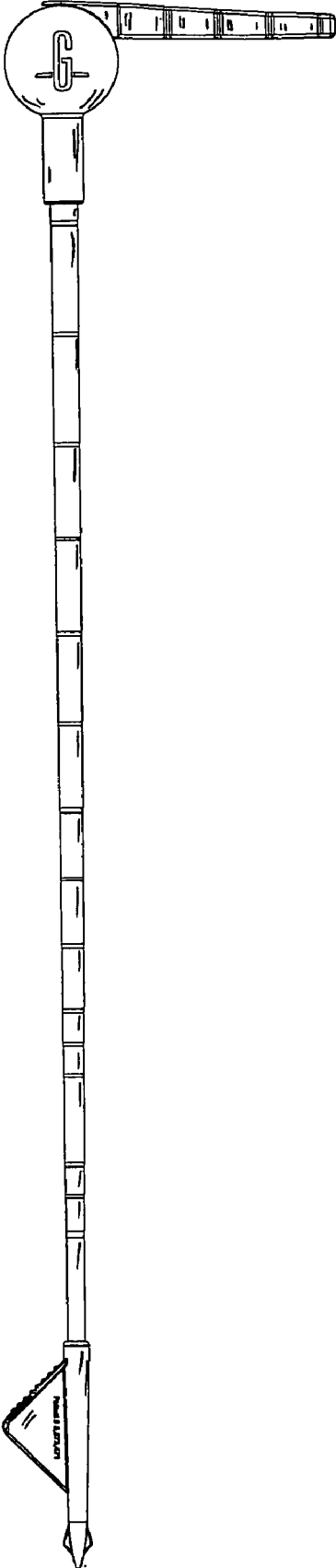


FIG. 4

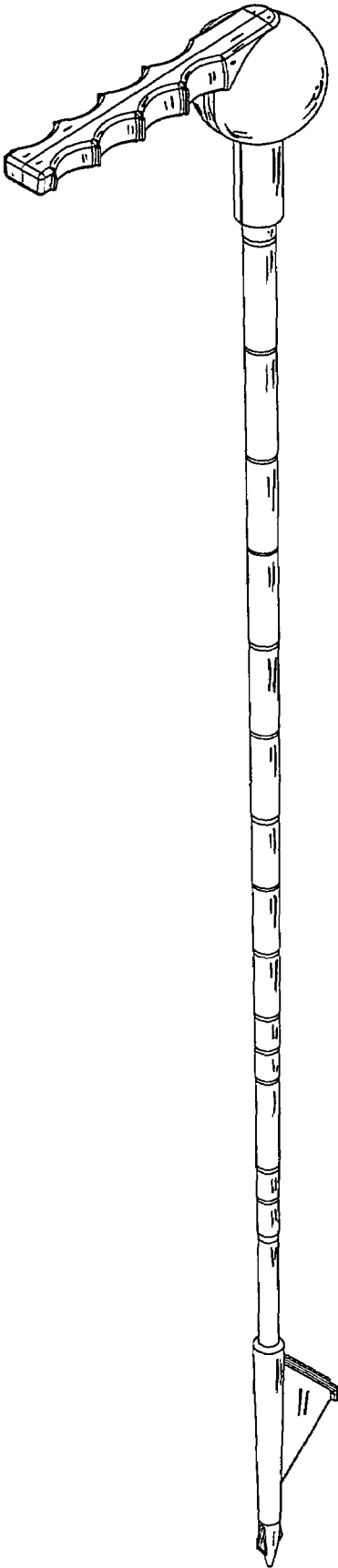


FIG. 5

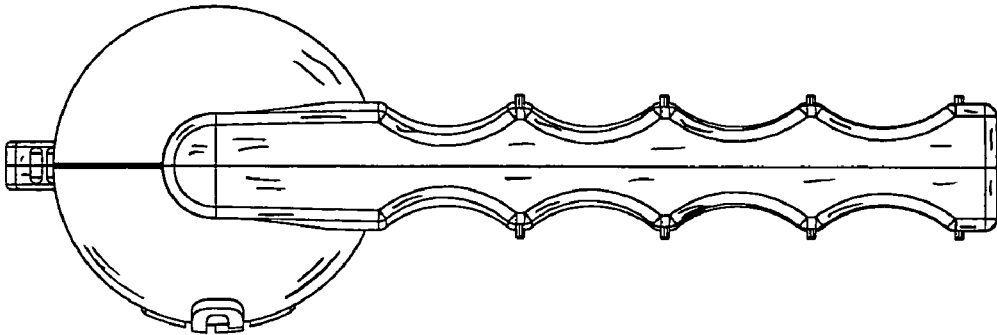


FIG. 6

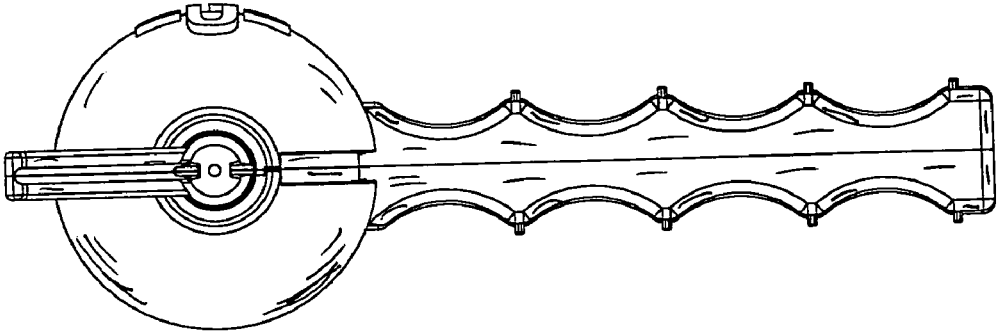


FIG. 7



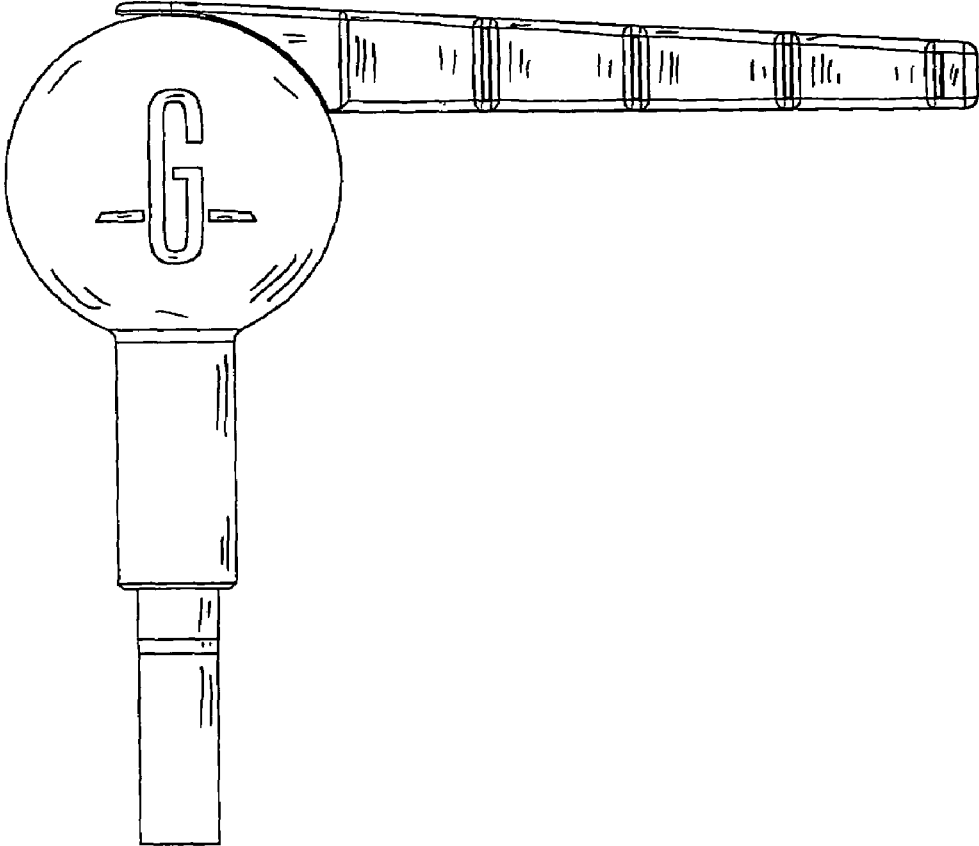


FIG. 8

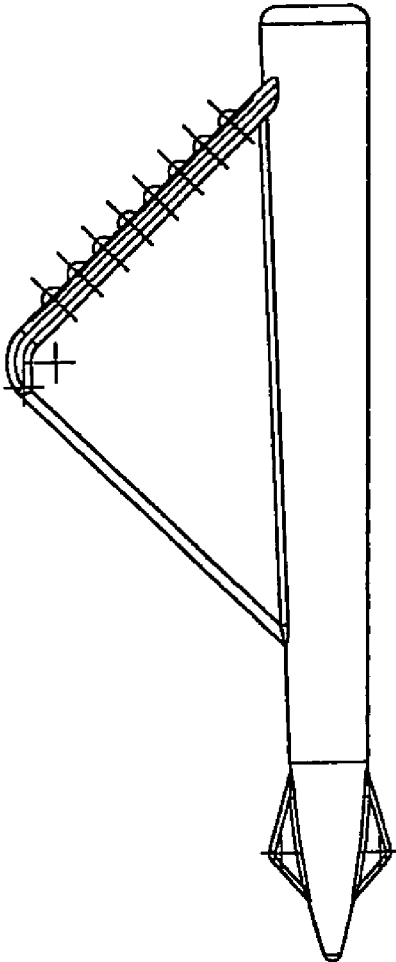
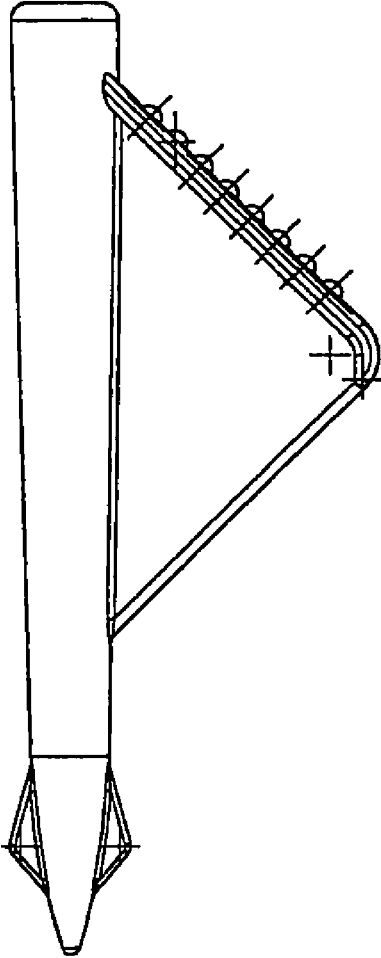
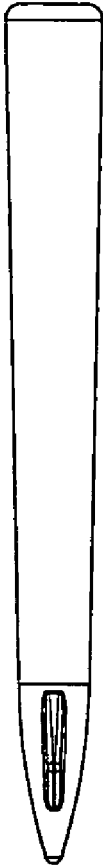


FIG. 9



**FIG. 10**



**FIG. 11**



**FIG. 12**