



US00D752420S

(12) **United States Design Patent**
Greene

(10) **Patent No.:** **US D752,420 S**
(45) **Date of Patent:** **** Mar. 29, 2016**

- (54) **CLIP**
- (71) Applicant: **Ellen Greene**, New York, NY (US)
- (72) Inventor: **Ellen Greene**, New York, NY (US)
- (**) Term: **14 Years**
- (21) Appl. No.: **29/522,577**
- (22) Filed: **Mar. 31, 2015**
- (51) **LOC (10) Cl.** **08-05**
- (52) **U.S. Cl.**
USPC **D8/367**
- (58) **Field of Classification Search**
USPC D8/356, 354, 349, 367; D11/218;
137/355.27
CPC F16B 1/00; F16B 2/20; Y10T 24/45199;
B60N 2/26; F16G 1/00; H02G 3/24
See application file for complete search history.

D465,405 S *	11/2002	Becquevort	D8/367
D619,448 S *	7/2010	Shepardson	D8/367
D619,877 S *	7/2010	Siebuhr	D8/354
D654,352 S *	2/2012	Blocker	D8/367
D700,504 S *	3/2014	Blocker	D8/367
D712,725 S *	9/2014	Wu	D8/367
D734,133 S *	7/2015	Spindler	D8/367
D735,563 S *	8/2015	Kelley	D8/367
D736,063 S *	8/2015	White	D8/354
2013/0298493 A1 *	11/2013	Guthrie	E04G 21/3276 52/704

* cited by examiner

Primary Examiner — Cynthia Underwood
(74) *Attorney, Agent, or Firm* — Tiajolloff & Kelly LLP

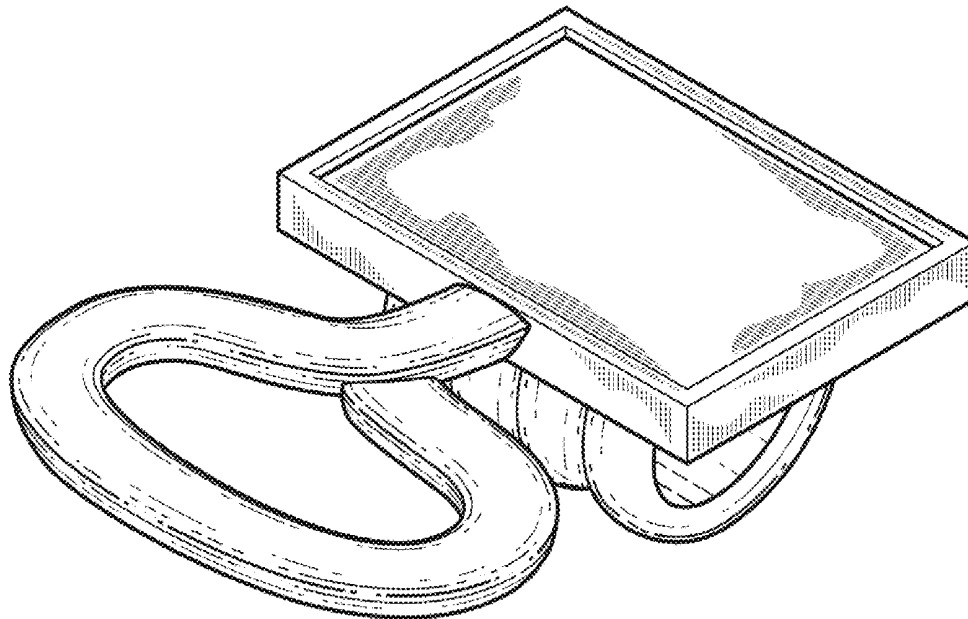
(57) **CLAIM**
The ornamental design for a clip, as shown and described.

DESCRIPTION

FIG. 1 is an isometric front view of the clip;
FIG. 2 is a top view thereof;
FIG. 3 is a front view thereof;
FIG. 4 is a bottom view thereof;
FIG. 5 is a rear view thereof;
FIG. 6 is a right side view thereof; and,
FIG. 7 is a left side view thereof.

1 Claim, 3 Drawing Sheets

- (56) **References Cited**
U.S. PATENT DOCUMENTS
2,441,336 A * 5/1948 Sova B60D 1/187
24/129 R
D321,470 S * 11/1991 Gerrard D30/199



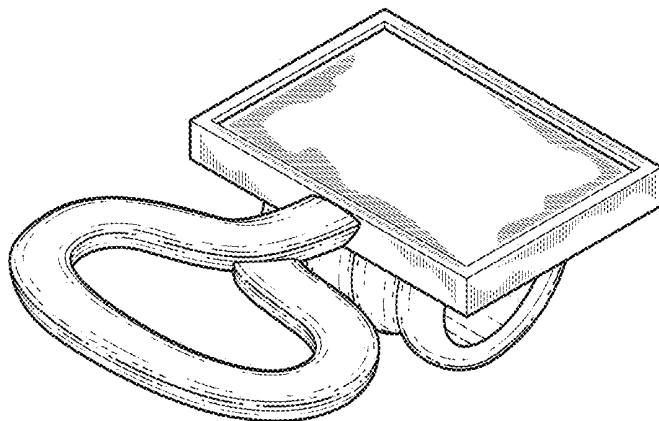


FIG. 1

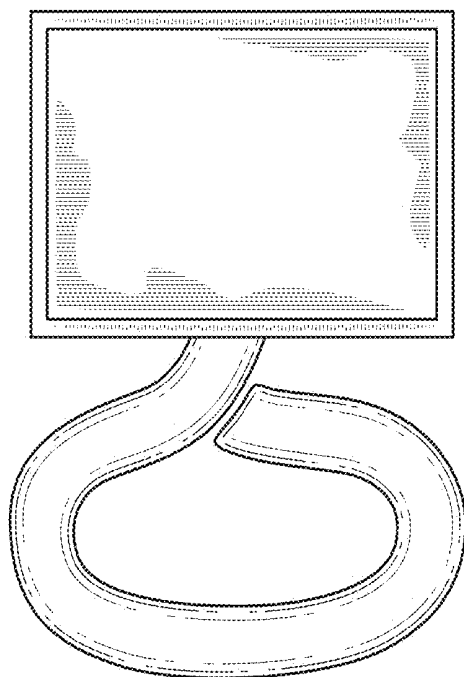


FIG. 2

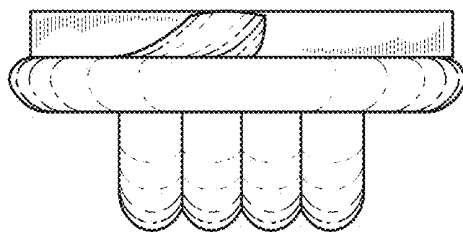


FIG. 3

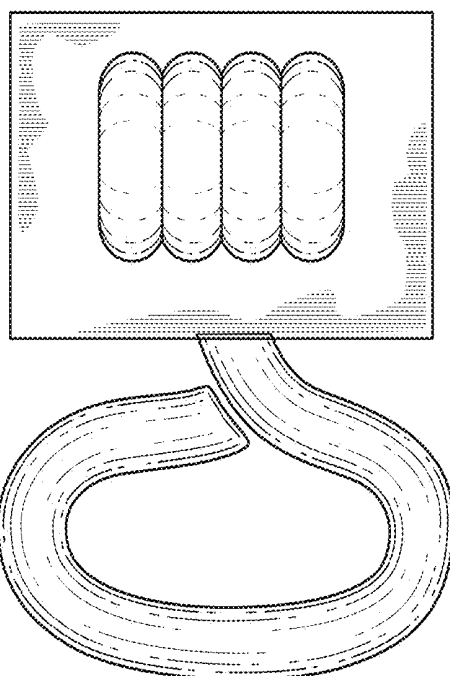


FIG. 4

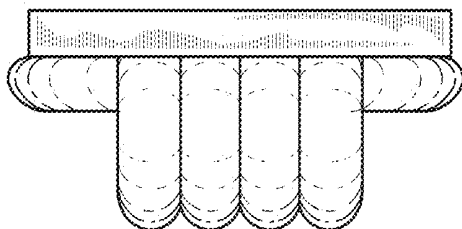


FIG. 5

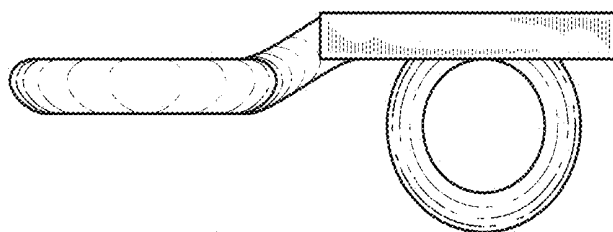


FIG. 6

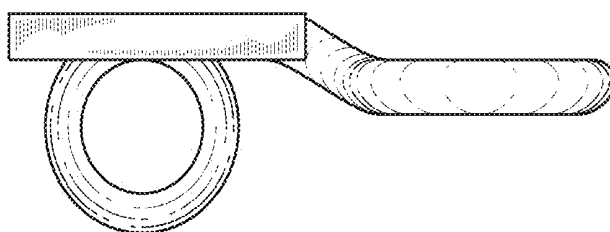


FIG. 7